

## DESCRIPTION

The N-8000MI is a multi-interface unit designed for use with TOA's packet intercom system (IP network-compatible intercom system) that employs the packet audio technology. Connecting the multi-interface to a local area network permits the ideal system for in-house or wide-area information transmission applications, such as paging, periodical broadcasts, and background music broadcasts, to be built between the multi-interface and IP intercom exchange or other multi-interface unit. The contact bridge function can be realized through contact input and output control. The N-8000MI also features the tie-line function to be connected to the EXES-2000 intercom system or the EXES-6000 system. A total of up to 192 multi-interface units and IP intercom exchanges can be connected to a network. The unit can be mounted in an EIA standard rack (1-unit size) or to a wall using the supplied bracket.

## SPECIFICATIONS

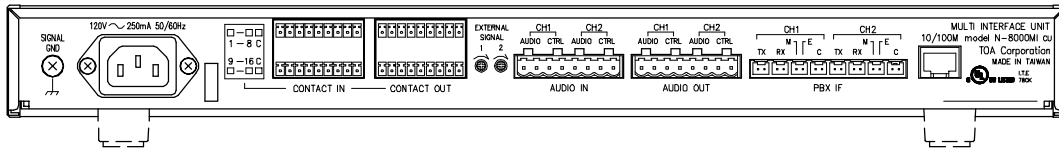
(\*1) 0 dB = 1 V, (\*2) 0 dB = 0.775 V

Power Source	120 V AC, 50/60 Hz
Power Consumption	16 W (250 mA) (at rated), 21 W (330 mA) (max.)
Audio Input (*3)	Input: 2 inputs (2 P/input), Max. 0 dB (*1), 600 Ω or less, balanced, with a semi-fixed volume for adjustment (0 to -25 dB) Control: 2 inputs (2 P/input), no-voltage make contact input, open voltage: 12 V DC, short-circuit current: 10 mA Removable terminal block (8 pins)
Audio Output (*3)	Output: 2 outputs (2 P/output), Max. 0 dB (*1), 600 Ω or less, balanced Control: 2 outputs (2 P/output), relay contact output, contact capacity: 24 V DC/0.5 A Removable terminal block (8 pins)
Contact Input (*3)	16 inputs, no-voltage make contact input, open voltage: 12 V DC, short-circuit current: 10 mA, removable terminal block (18 pins)
Contact Output (*3)	16 outputs, relay contact output, contact capacity: 24 V DC/0.5 A, removable terminal block (18 pins)
PBX I/F (*3)	PBX input and output: 2 channels, Max.: 0 dB (*2) or less, Average: -15 dB (*2) or less, 600 Ω, balanced, mini-clamp connector (2 pins), with adjustment functions for both input and output (Input: 0 to +15 dB, Output: -15 to 0 dB), Analog E & M interface
Tie-line I/F (*3)	Tie-line input and output: 2 channels, Max.: 0 dB (*2) or less, Average: -15 dB (*2) or less, 600 Ω, balanced, mini-clamp connector (2 pins) Signal method: EXES-2000/EXES-6000 tie-line method Selective signal: DTMF signal
Network Section	Network I/F: 10BASE-T/100BASE-TX (Automatic-Negotiation) Network protocol: TCP/IP, UDP, HTTP, RTP, ARP, ICMP, IGMP Audio packet transmission system: Unicast, Multicast Number of paging destinations: Unicast (max. 16), Multicast (max. 191) Connector: RJ45 connector Voice sampling frequency: 16 kHz, 8 kHz (controllable on the software) Quantifying bit number: 16-bit Voice encoding method: Sub-band ADPCM, Cryptosystem Voice packet loss recovery: Silence insertion Audio delay time: 80 ms, 320 ms (controllable on the software)
Indication	Network LNK/ACT indication, Status lamp, Power-on indication lamp
Others	Firmware update function, System registration data entry hold facility, Time of day hold facility, Reset switch (front panel)
Installation Method	Rack, Desk, Surface mount
Operating Temperature	0 °C to +40 °C
Operating Humidity	90 %RH or less (no condensation)
Finish	Pre-coated steel plate, black, 30 % gloss
Dimensions	420 (W) × 44.3 (H) × 239.5 (D) mm
Weight	2.8 kg
Accessory	AC power cord (2 m) ...1, CD (for PC setting, maintenance use) ...1, Mini-clamp plug (2 pins) ...10, Removable terminal plug (8 pins) ...2, Removable terminal plug (9 pins) ...4, Plastic foot ...4, Screw for fitting plastic foot ...4, Rack mounting bracket ...2, Screw for rack mounting ...4, Wall mounting bracket ...2, Screw for mounting bracket ...8, Screw for wall mounting ...4

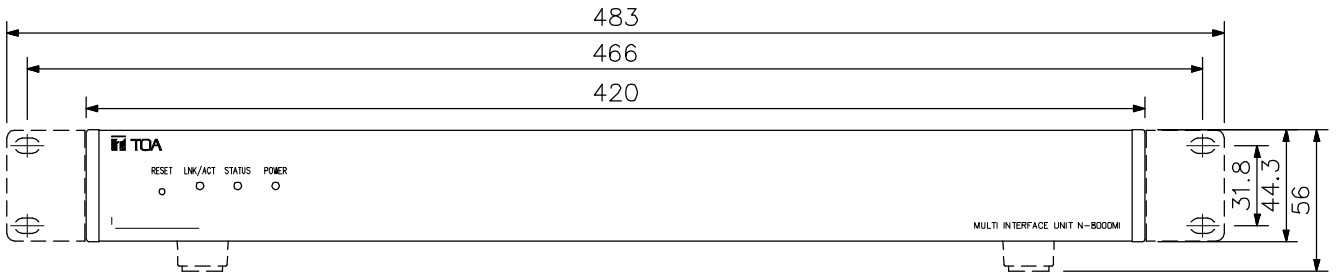
(\*3) Each input and output can be combined in the following 9 patterns:

I/F type	Combination pattern								
	1	2	3	4	5	6	7	8	9
PBX - 1	○	○	○	—	—	—	—	—	—
PBX - 2	○	—	—	○	○	—	—	—	—
Tie-line - 1	—	—	—	○	—	○	○	—	—
Tie-line - 2	—	○	—	—	—	○	—	○	—
Audio output - 1	—	—	—	—	○	—	—	○	○
Audio output - 2	—	—	○	—	—	—	○	—	○
Audio input - 1	—	—	—	—	○	—	—	○	○
Audio input - 2	—	—	○	—	—	—	○	—	○
Contact output	○	○	○	○	○	○	○	○	○
Contact input	○	○	○	○	○	○	○	○	○

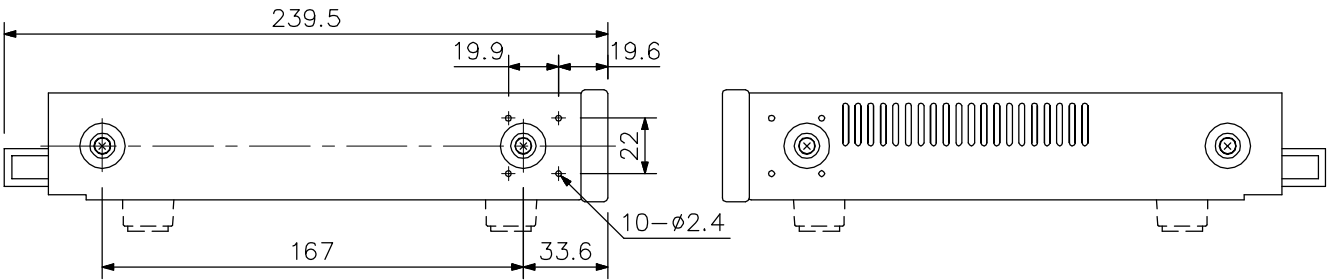
■ APPEARANCE



Rear View

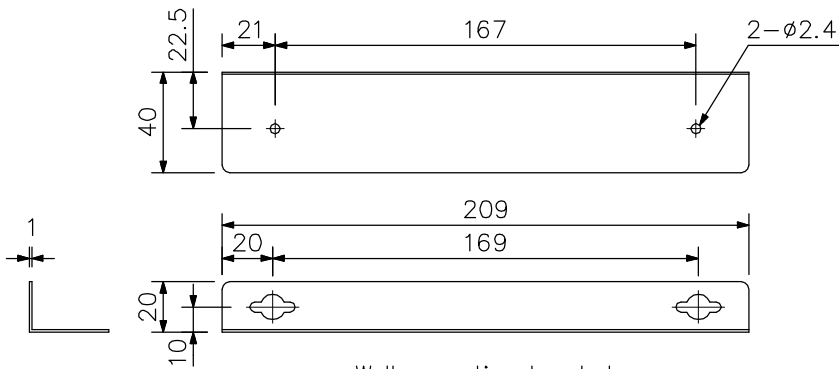


Front View



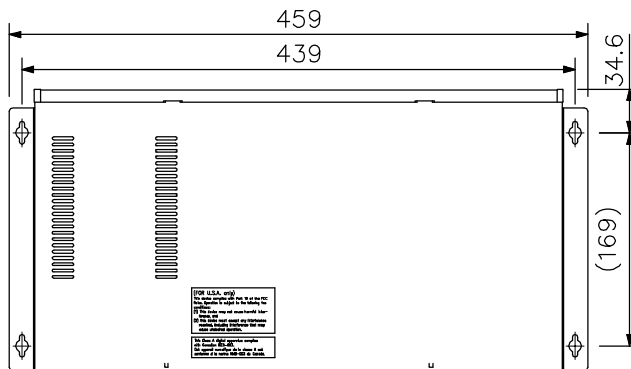
Left Side View

Right Side View



Wall mounting bracket  
(accessory)

Dimensions of wall mounting hole  
(scale: 1/1)



Wall mounting installation  
(scale: 1/6)

UNIT: mm SCALE: 1/3