



# 900 SERIES MIC/LINE INPUT MODULE: ML-11T

The new ML-11T Mic/Line Module with Mute Send/Receive combines features of TOA's most popular 900 Series modules to help simplify system design, expansion and purchasing.

The new ML-11T provides multiple functions including switchable mic/line input, input trim and gain controls, adjustable mute-send threshold (VOX sensitivity), and combination mute-send and mute-receive capability. A hysteresis function ensures smooth muting transitions, and a removable terminal block connector allows fast and easy terminations. The ML-11T and all TOA 900 Series products are backed with a five year warranty.

## SPECIFICATIONS

<b>Power Source</b>	+24 VDC
<b>Current Consumption</b>	25mA
<b>Input</b>	1 channel, -60/-20 dB (changeable), 10k $\Omega$ , balanced, removable terminal block (3 pins)
<b>Phantom Power</b>	+24 VDC
<b>Frequency Response</b>	20 - 20,000 Hz, +1, -1 dB
<b>Distortion</b>	0.05%
<b>Gain</b>	10 - 50 dB
<b>Operating Temperature</b>	14° to 104° F (-10° to 40° C)
<b>Finish</b>	Panel: Aluminum, hair-line
<b>Dimensions</b> (W x H x D)	1.4" x 3.1" x 3.6" (35 x 78 x 91.5 mm)
<b>Weight</b>	0.1 lbs. (49 g)
<b>Accessories</b>	Removable terminal plug (3 pins) Module mounting screws (2)

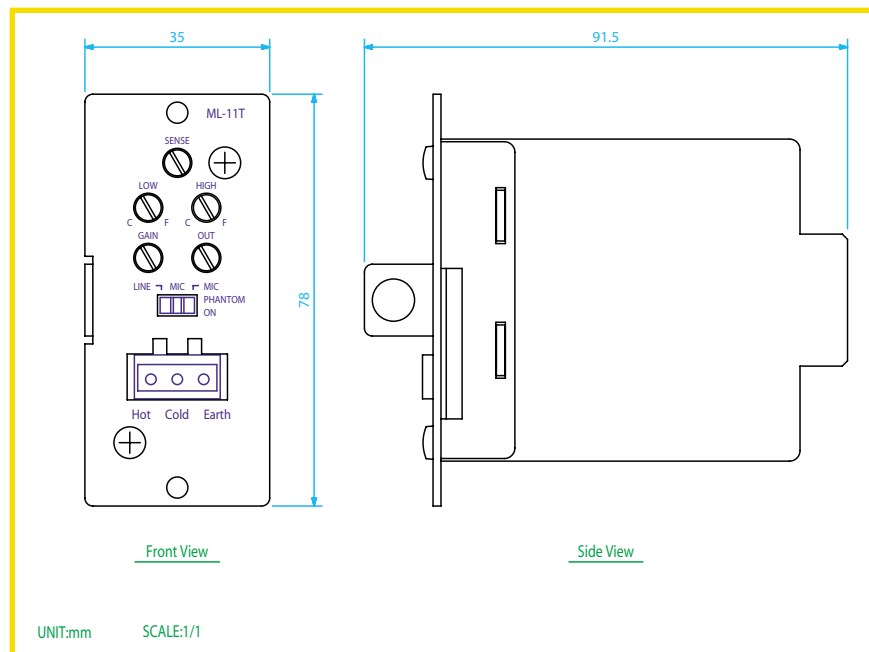


## HIGHLIGHTS

### FEATURES

- Switchable Mic/Line Input
- Input Trim and Gain Controls
- Adjustable Mute-Send Threshold (VOX sensitivity)
- High and Low Cut Filters
- Phantom Power (+24 VDC)
- VOX Function – Voice-activated mute send operation
- Combination Mute Send and Receive Function
  - respond to Mute function of higher priority Mute-Send module(s)
  - activate Mute function of lower priority Mute-Receive module(s)
- Mute Bus #1 and #2 Connection
- Hysteresis Function ensures smooth muting transitions
- Removable Terminal Block Connector
- Five Year Warranty

## DIMENSIONAL DRAWING






**TOA ELECTRONICS, INC.**  
 601 GATEWAY BLVD., SUITE 300  
 SOUTH SAN FRANCISCO, CA 94080  
 TEL: 800-733-7088  
 FAX: 800-733-9766  
[www.toaelectronics.com](http://www.toaelectronics.com)

# 900 SERIES MODULE: ML-11T

## SPECIFICATIONS

### 900 SERIES MODULE SELECTION CHART



Module Type	Feature	ML-11T	M-01S	M-01F	M-01M	M-01P			
Microphone Input Modules	Mic/Line Input w/ Mute Send/Receive	ML-11T							
	Standard with high/low cut filters	M-01S	M-01F	M-01M	M-01P				
	Mute-Receive with high/low cut filters	M-11S							
	Mute-Send with high/low cut filters	M-41S							
	Voice Gate with low cut filters	M-51S	M-51F						
	Compressor with high/low cut filters	M-61S	M-61F						
	Remote Volume Control with high/low filters								M-21S
For high-Z mic. only w/ high/low cut filters				M-03P					
Line Input Modules*	Mic/Line Input w/ Mute Send/Receive	ML-11T							
	Standard, no special features	B-01S L-01S U-01S	L-01F B-01F U-01F		U-01P	U-01R			
	Standard with high/low cut filters	U-03S					U-03R		
	Mute-Receive	B-11S L-11S U-11S				U-11R			
	Mute-Receive with high/low cut filters	U-13S					U-13R		
	Mute-Receive with variable mute depth	U-12S							
	Mute-Send	B-41S L-41S							
	Mute-Send with high/low cut filters	U-43S					U-43R		
	Remote Volume Control								B-21S U-21S
	Compressor	U-61S							
	Dual input priority w/AGC						U-14R		
	Line output	T-01S							
	Line input with Music-On-Hold (MOH) output								T-02S
Line input w/ MOH & input Mute-Receive								T-12S	
Special Function Modules	1 kHz Sine Wave test tone	S-01S							
	Buzzer/Yelp signal tone	S-02S							
	Switch-selectable tone	S-04S							
	Digital message/tone with USB	S-20S							
	Equalizer for F-122CU Speakers						E-03R		
	Equalizer for H-1 Speakers						E-04R		
	Equalizer for H-2/H-2WP Speakers						E-05R		
	Equalizer for H-3/H-3WP Speakers						E-06R		
	Low Pass Filter for FB-100/HB-1 Subwoofers	E-07S							
	Remote master volume control (VCA)	V-01S							

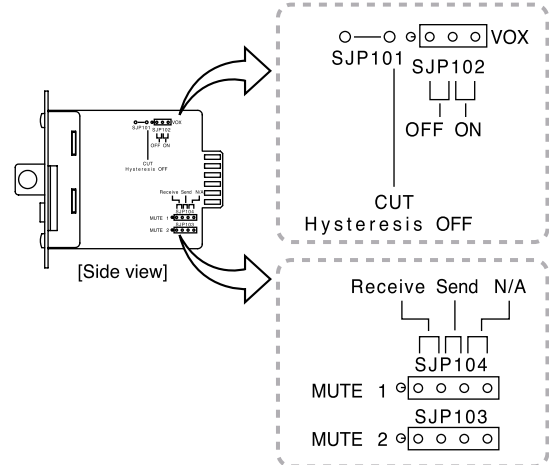
\*For Line Input Modules:  
 Use "B" modules w/ transformer isolation for balanced/unbalanced sources.  
 Use "L" modules only for 600 ohm impedance matching.  
 Use "U" for unbalanced sources w/ short cables (<= 15 feet).

### 900 SERIES MUTING MODULES

The two types of muting modules, MUTE-RECEIVE and MUTE-SEND, have mute function circuitry that connects to two common "MUTE" buses, and one common "GROUND" bus when installed in an A-900MK2 mixer/amplifier or M-900MK2 mixer/pre-amplifier. A "BUS" is simply an internal wire that connects from module-slot to module-slot. You can access these buses via rear-panel screw terminals, labeled, "MUTE 1", "MUTE 2" and "GND". Mute-type modules connect to both mute buses "out-of-the-box". You can disconnect the module's mute function circuitry from each mute bus by cutting jumper wires on the modules. This allows you to configure systems with multiple levels of priority.

MUTE-RECEIVE modules respond to mute bus activation in either of two ways: 1) Switch Activation: Connecting a switch closure between the "MUTE" (1 or 2) and "GND" screw terminals on the rear of the mixer/amplifier activates the mute function circuitry of MUTE-RECEIVE modules connected to the same bus. This is also referred to as "manual muting". 2) Auto-Mute: When input signal level to a MUTE-SEND module exceeds a user-adjustable threshold, the module's mute function circuitry activates the mute function circuitry of all MUTE-RECEIVE modules connected to the same bus. This is also referred to as "signal-activated muting".

### ML-11T JUMPER SETTINGS



Designator	Setting
SJP101	Cutting the jumper disables hysteresis during VOX or MUTE send (if set) operation.
SJP102	<input type="checkbox"/> OFF: Disables VOX. <input type="checkbox"/> ON: Enables VOX.
SPJ103 (for MUTE 2)	<input type="checkbox"/> Receive: This module is muted when the MUTE 1 or 2 bus is short-circuited by other module.
SPJ104 (for MUTE 1)	<input type="checkbox"/> Send: Mutes other modules connected to the MUTE 1 or 2 bus when the signal is input to this module. <input type="checkbox"/> N/A: Mute function not applicable

Visit [www.toaelectronics.com](http://www.toaelectronics.com) to download:

- Specification Sheets
- Architect and Engineering Specifications
- Installation Manuals
- Software
- CAD Files
- High-resolution Images
- Module Guide
- Amplifier Guide