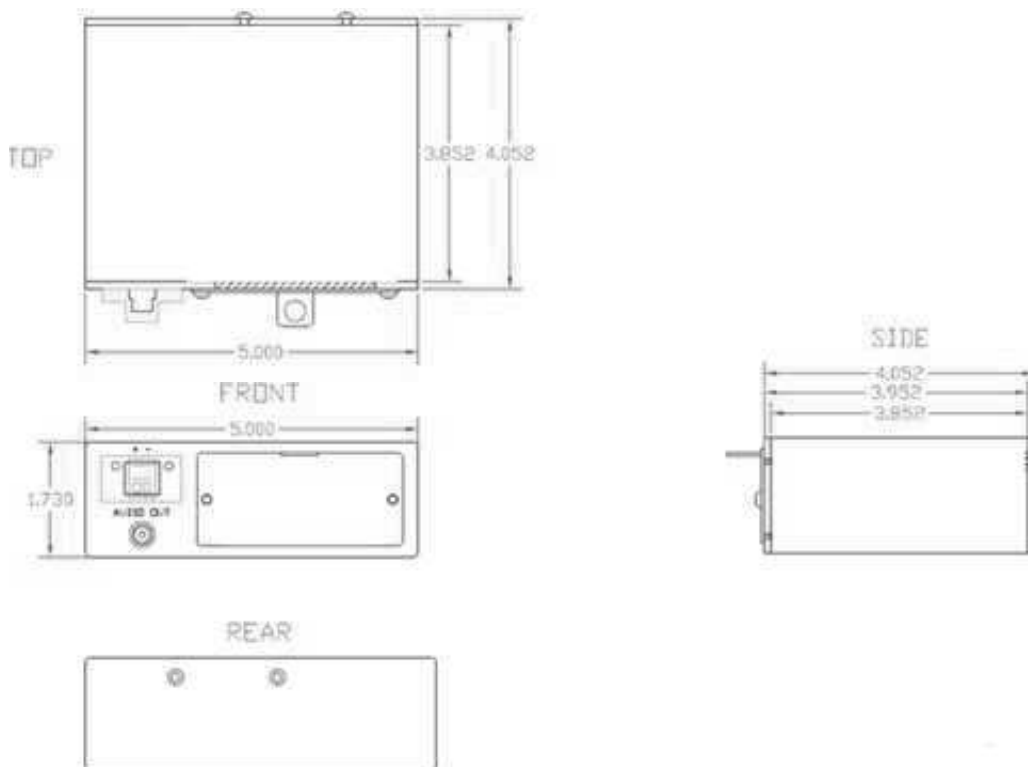


**SIP Module Enclosure**
**SP-11NB-AM**
**1. GENERAL DESCRIPTION**

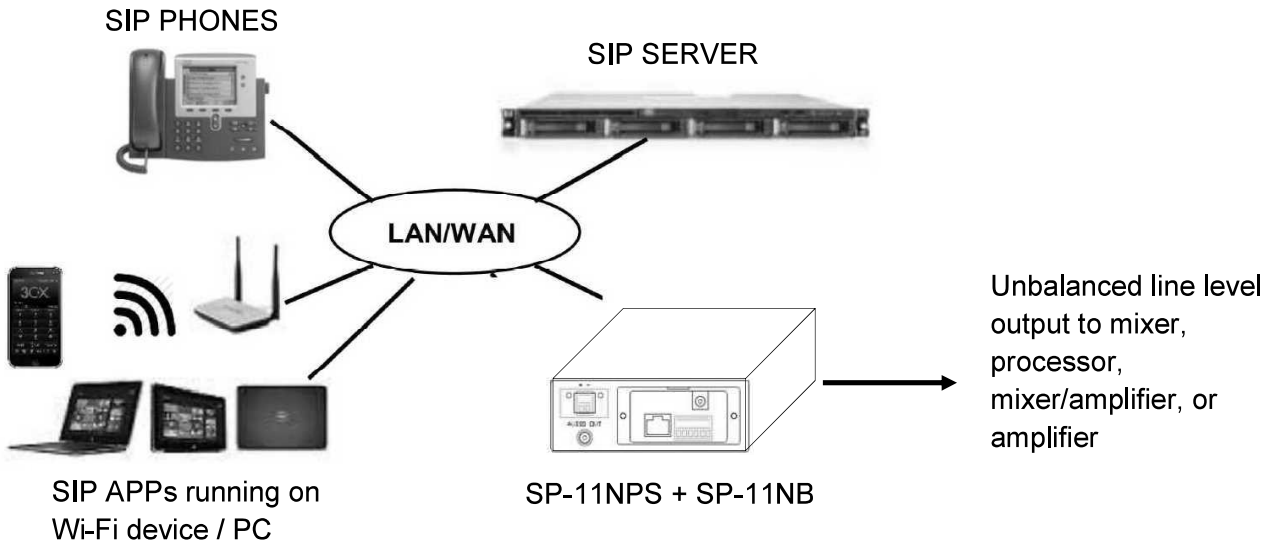
The SP-11NB-AM is a stand-alone enclosure for TOA's SP-11N AM SIP interface module. This module allows systems that do not support TOA's 900 series modules to take advantage of the capabilities of the SP-11N AM.

**2. SPECIFICATIONS**

Power Source	None
Module Slot	1 slot
Line Output	Removable terminal block (un-balanced) x1, RCA x1 (Un-balanced)
Finish	Steel (black)
Dimensions	5.00"(w) x 1.27"(h) x 3.85"(d) (127 x 32.3 x 97.8mm)
Weight	1.0 lb (454g)
Operating Temperature	-32°F (0°C) to +104°F (+40°C)

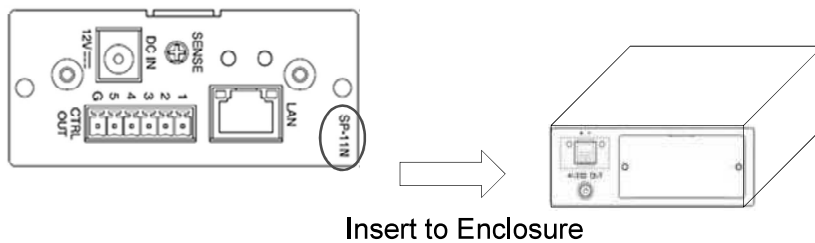
**APPEARANCE**


### 3. APPLICATION EXAMPLE



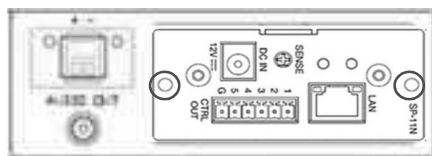
### 4. INSTALLATION

- Insert the SP-11N into the SP-11NB enclosure. Make sure the module is firmly seated in the backplane connector.



When inserted, the SP-11N model number should be oriented as shown above.

- Use the included screws to attach the SP-11N to the SP-11NB



- Attach the SP-11N AM power supply, and program following the instructions included with the SP-11NB